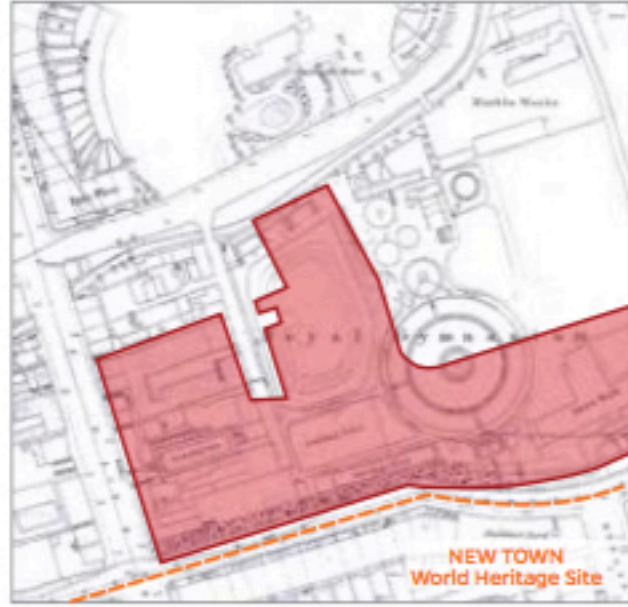
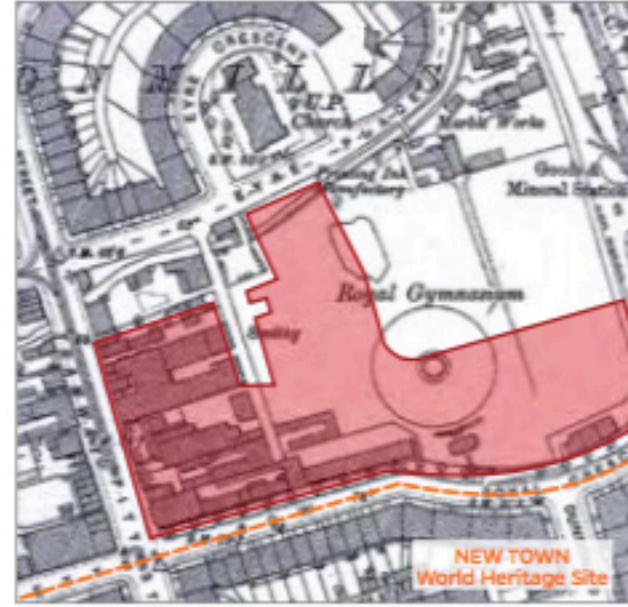


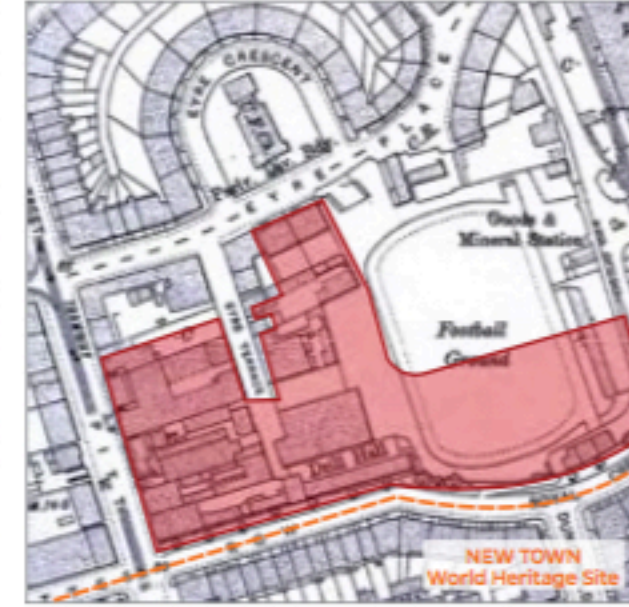
1851



1876



1892



1908



1976

The site was for many centuries occupied by the watercourses and lochs associated with mills at Canonmills (to the north) and Silvermills (to the West); both were small rural communities to the North of the city of Edinburgh - corn was growing in nearby fields as late as 1850.

Edinburgh's Second New Town, developed in the first half of the nineteenth century, reached as far north as Fettes Row and Royal Crescent; development to the north (Brandon Street, Eyre Place, Eyre Crescent) soon followed. The site has supported a wide range of uses over the years, with only the north and west edges eventually developed for housing, possibly because of the underground water courses and difficult ground conditions..

The south east part of the site (now the car park) was the venue for an elaborate leisure park called the "Royal Patent Gymnasium" in 1865, and was then the home ground of St Bernard's Football Club until the Second World War. After the war, the northern part of this site became the King George V Park, the southern part the yards and the warehousing of a transport company.

The Royal Bank of Scotland completed its Data Processing Centre on Fettes Row in 1982, then acquiring 113 Dundas Street together with additional land on Eyre Place and Eyre Terrace from Britannia Life in 1995.

EDINBURGH MAP C. 1805



THE ROYAL PATENT GYMNASIUM



SCOTLAND STREET RAILWAY (LOOKING NORTH)



THE ROYAL PATENT GYMNASIUM,
THE NEW AND IMPROVED WORKS OF EDINBURGH,
ROYAL CRESCENT PARK, adjoining Scotland Street Station.

THE GREAT SEA SERPENT:
Is suited for 500 Persons, including and including the accompanying Funerals and other amusements, and is a regular attraction of the Island, on the same day.

THE GREAT VOLCANIC PADDLE KERRY-GO-ROUND:
Is 100 feet in circumference, and can accommodate 200 Persons.

THE GREAT GIANT'S SEA-RACE "CHANG":
Is 100 feet long by 7 feet broad, and can accommodate 100 Persons, allowing them to a height of 10 feet.

THE GREAT SELF-ADJUSTING TRAPEZE:
Is suited for 500 Persons, including and including the accompanying Funerals and other amusements, and is a regular attraction of the Island, on the same day.

THE GREAT COMPOUND PNEUMATIC SWING:
Is 100 feet long by 7 feet broad, and can accommodate 100 Persons, allowing them to a height of 10 feet.

There are also interesting varieties of SMALL BOATS AND GAMES ON THE POND.
Proposed by various local residents.

THE FINEST GUINNESS BEER:
Also to be seen, including a full display of SPICERIES, JAMMINGS, &c.

The Works include: Steam, Steam and other Engines, Double Row, Working Pumps, Hoisting Machines, Saws, Mills, Quills, &c., &c.

Admission, 6d.; Children under 10, 3d.; Season Tickets at moderate prices.
By Adults and Children, on week, half price.
A MILITARY or other BAND on Saturday or Sunday Afternoon, under the direction of the Bandmaster.

SCOTLAND STREET RAILWAY (LOOKING SOUTH)

